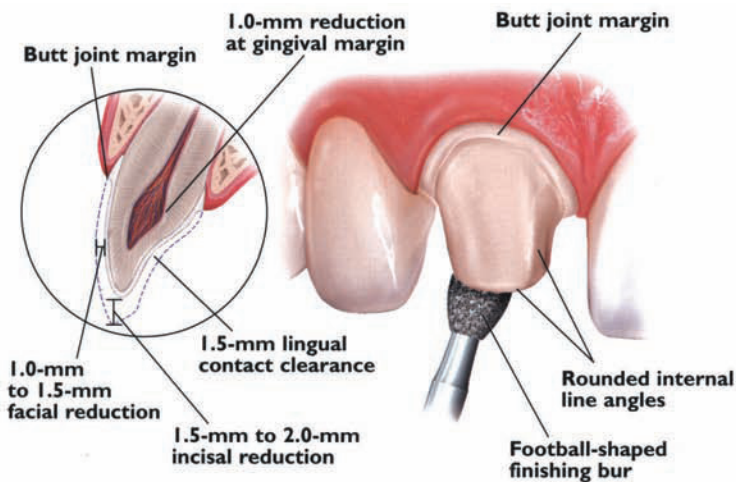


# Preferred Prep Guide

Anterior Chairside Preparation Guide

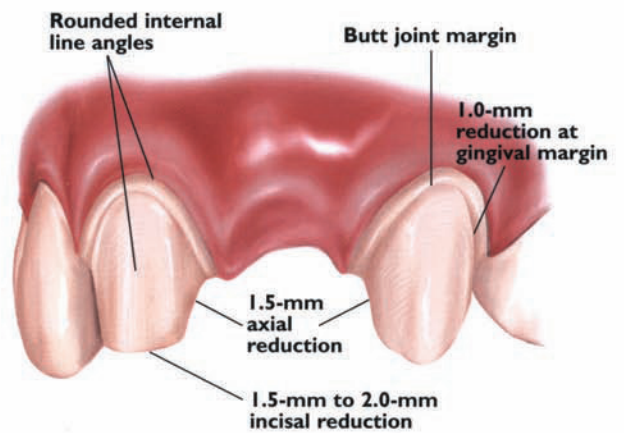
## Full-Coverage Restorations

### ANTERIOR CROWN PREPARATION



## 3-Unit Bridge Restorations

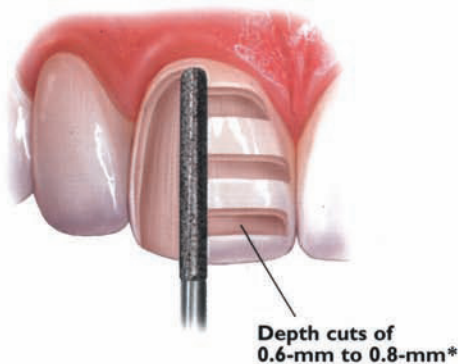
### 3-UNIT BRIDGE PREPARATION



## Veneers

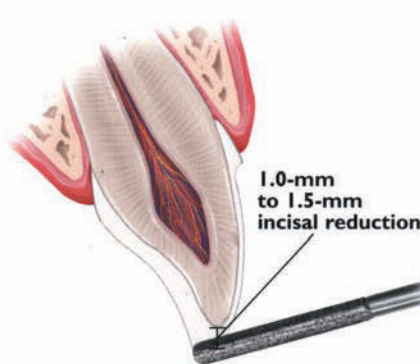
### VENEER PREPARATION

medium grit, round-ended, diamond bur is used to remove a uniform thickness of facial enamel by joining the depth-cut grooves.



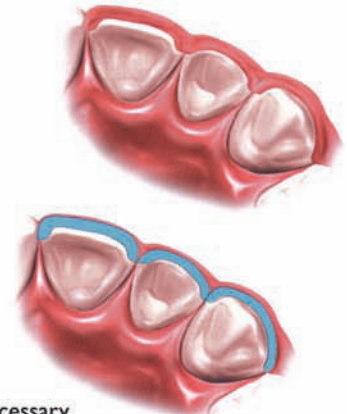
### INCISAL PREPARATION

The diamond bur is angled to bevel back the incisal edge.



### CHAMFER MARGINS

Correct preparation of the chamfer margins interproximally allows the appropriate bulk of porcelain.



\*Please note: For additional masking capabilities and/or layering techniques, further reduction may be necessary. Contact your laboratory for further information.